

 Raytec

CAF-CART



The multi-use transport cart for all your calf-raising applications!

Moving calves around the farm can be a cumbersome chore. In fact, sometimes it's more like a tug-of-war between you and your calf. Now there's an easier way—the Raytec Caf-Cart with optional Head-Lock and Vet-Tray attachments.

Load and unload from ground level!

Thanks to exclusive pivot-action design, you can easily lower the Caf-Cart to the ground, load and be ready to go. There is no clumsy lifting and a reduced chance of injury to yourself and your animal.


Watch it "float" over tough terrain!

With 6" ground clearance and rubber tired ball bearing wheels, Caf-Cart tackle easily over uneven or rough ground even through mud and snow. The all metal side panels, durable aspenite floor and rugged tubular steel frame withstand years of hard use. Caf-Cart is also ideal for hauling hay, tools, and even milk and feed to calf hutches.

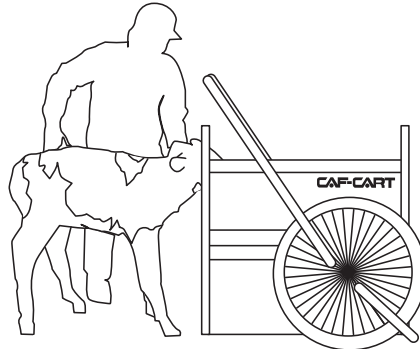
Whether your herd is large or small, Caf-Cart can be a valuable addition to your farm equipment. With Caf-Cart, you save time, effort—actually enjoy the task.

Counter-balanced axle for increased stability—better handling!

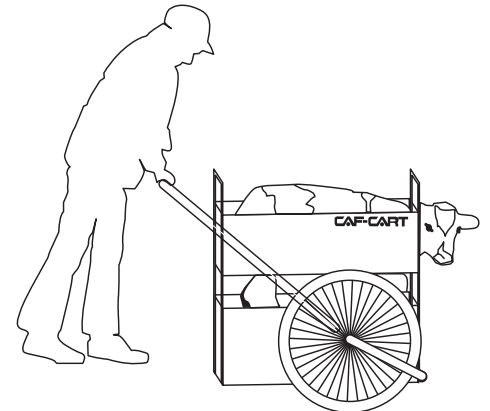
- 1.** Unlock the latches while holding the handle. Allow the handle to rise, setting the box flat on the ground.



- 2.** Open the rear door and allow the calf to enter. Guide its head through the Head-Lock and secure (if equipped). When the calf is in, close the door.



- 3.** Push the handle down, engage the locks, pick the handle up and take your calf wherever you need to go.



Three steps for easy operation!

Optional "Head-Lock"

with chain-locking mechanism holds livestock securely in place for dehorning, castration, physical examination or medical treatment. Constructed of heavy-gage steel rod, the Head-Lock keeps the calf stationary. It makes the job quicker and easier for you—and safer for your calf.



Optional Solid Tire



Never worry about a flat tire on the Caf-Cart. Guaranteed never to go flat, solid tires make the already durable Caf-Cart even more rugged.



Caf-Cart Specifications	36 in.	42 in.
Total Length	54 in.	60 in.
Total Width	33 in.	33 in.
Inside Box Width	15 in.	15 in.
Entry Frame Height	38 in.	38 in.
Inside Box Length	35 in.	41 in.
Gross Weight	92 lbs.	94 lbs.
Carrying Capacity	300 lbs.	300 lbs.
Ground Clearance	6 in. +	6 in. +
Frame Construction	High strength steel tubing	
Box Construction	³ / ₄ in. angle iron	
sides	22 gauge galv. steel	
floor	Soil resistant Aspenite	
Wheels	Heavy duty welded spoke with ball bearings	
Tire Size	26 by 2.125, pneumatic	
Heavy-Duty Durable Construction		

CAF-CART
by Raytec

Raytec Manufacturing
544 Gristmill Road
Ephrata, PA 17522-9310
toll free: (877) 800-2500 or (717) 445-0510
fax: (717) 445-0511